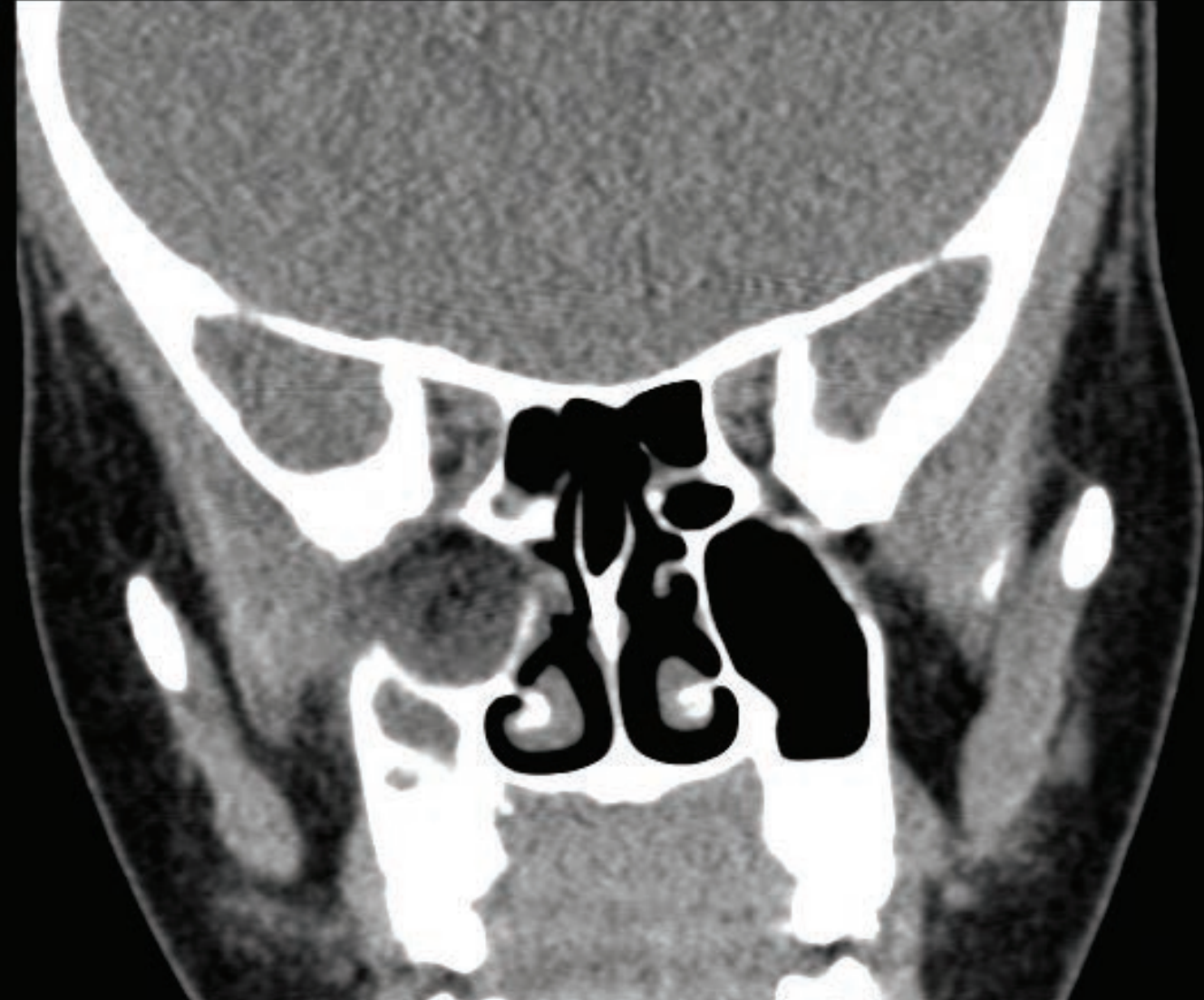




New York-Presbyterian

**Weill Cornell
Medicine**

Otolaryngology –
Head and Neck Surgery



Advances and Growth in Rhinology and Skull Base Surgery

EIGHTH EDITION | JULY 2018

Message

From the Chair



Dr. Michael G. Stewart

We are pleased to bring you the latest brochure from our Department. We continue to thrive and expand, with our most recent event being the expansion of our laryngology and speech program into the beautiful new Sean Parker Institute for the Voice – our fifth practice site in Manhattan. Other programs, including cochlear implants and implantable hearing devices, anterior and lateral skull base surgery, robotic surgery, sialendoscopy, pediatric otolaryngology, and sleep surgery all continue to grow. The Weill Cornell/NewYork-Presbyterian Center for the Performing Artist also continues to assist the large performing artist community in New York City, while adding new performing arts organizations to its network.

At our main Upper East Side campus, NewYork-Presbyterian Hospital has opened a new state-of-the-art ambulatory building, the David H. Koch Center, where we will be performing most of our outpatient surgeries. The NewYork-Presbyterian Regional Hospital System is also maturing, and we have two strong affiliate Hospitals in Brooklyn and Queens. Our faculty serve as invited speakers and visiting faculty both nationally and internationally, and several hold leadership positions in specialty societies.

We are adding Fellowship training programs to our unique residency, which is based at both the Weill Cornell and Columbia Centers of NewYork-Presbyterian Hospital. We have added Rhinology and Skull Base Surgery, and are adding a Laryngology fellowship, a research-focused two-year Laryngology fellowship, and a Neurotology fellowship.

Thanks again for your interest in our Department, and we hope you enjoy the brochure.

Sincerely,



Michael G. Stewart, MD, MPH
Professor and Chairman
Vice Dean of the Medical College

Contents

12th Annual Otolaryngology Update	2
International Surgical Sleep Society Congress	2
Weill Cornell Department of Otolaryngology	3
Advancing Head and Neck Surgery by Tailoring Care to Each Patient	4
New Focuses for Otology and Neurotology	5
Innovating Audiological Care with Telemedicine	6
Maturing Academic Laryngology	7
Raising Standards with Targeted Pediatric Programs	8
Center for the Performing Artist Reaching More New Yorkers	10
National Leadership Update	11
Endowed Professorships	12
Parker Institute Laryngologist Anaïs Rameau's Project wins First Prize in Health Innovation Hackathon	13
Faculty Publications	14
New Physician Appointments	17
Department Faculty	18
New Fellowship Programs	21
Residency Update	22
Our New Residency Alumni Association	22
What Our Patients are saying about us	23

SAVE THE DATES



Course Co-Directors

Lawrence R. Lustig, M.D.

Howard W. Smith Professor and Chairman
Department of Otolaryngology – Head & Neck Surgery
Columbia University Medical Center

Michael J. Pitman, M.D.

Associate Professor of Otolaryngology – Head & Neck Surgery
Chief, Division of Laryngology
Director, Columbia Voice and Swallowing Institute
Columbia University Medical Center

Featuring distinguished local & national faculty

12th Annual Symposium | October 18-19, 2018

Two-day Comprehensive Otolaryngology Course

Otolaryngology Update in NYC

Course Description

This two-day course will provide the practicing Otolaryngologist – Head and Neck Surgeon with an update on the latest diagnostic and therapeutic techniques, including surgical management for the following subspecialties:

- Otolaryngology/Neurotology
- Rhinology and Sinus Surgery
- General Otolaryngology
- Laryngology and Dysphagia
- Head and Neck Surgery
- Pediatric Otolaryngology
- Facial Plastic & Reconstructive Surgery

Course Information

Yeraldin Lopez, Coordinator
tel: 212-305-0844
email: yl3203@cumc.columbia.edu

Hotel Location

The New York Marriott Marquis
1535 Broadway
New York, NY 10036



COLUMBIA UNIVERSITY



Weill Cornell Medicine
Otolaryngology



New York-Presbyterian

Two-day Comprehensive Course | May 10-11, 2019

International Surgical Sleep Society Congress

This two-day course will educate the participants on the latest research and advancements in obstructive sleep apnea (OSA) and snoring treatment. Below are the course objectives:

1. Upon completion of this course, participants should be able to describe the pathophysiology of OSA, become familiar with current research on mechanisms of sleep apnea.
2. Upon completion of this course, participants should be able to recognize the common causes of CPAP intolerance and understand the role of adjunctive or alternative therapies in the treatment of OSA.
3. Upon completion of this course, participants should become familiar with most current OSA medical and surgical evaluation and treatment options.
4. Upon completion of this course, participants should be able to organize and implement a successful multidisciplinary approach to treat patients with OSA.

Course Co-Directors

Maria V. Suurna, MD

Assistant Professor
Department of Otolaryngology – Head & Neck Surgery
Weill Cornell Medical College

Ofer Jacobowitz MD, PhD, FAASM

Assistant Professor
Department of Otolaryngology
The Mount Sinai Hospital

Hotel Location

The New York Marriott Marquis
1535 Broadway
New York, NY 10036

Current Office Locations

At Weill Cornell Medicine, our faculty members provide the full spectrum of modern care for all Ear, Nose, & Throat issues, from newborns to adults. Hearing testing and hearing aid services are also available, except in our Chappaqua and Sean Parker offices. Our offices are all conveniently located and easily accessible via public transportation.

Upper East Side

1305 York Avenue, 5th Floor
at 70th Street
New York, NY 10021
646-962-3681

Upper West Side

2315 Broadway, 3rd Floor
at West 84th Street
New York, NY 10024
646-962-9135

Lower Manhattan

156 William Street, 12th floor
New York, NY 10038
646-962-5200

Pediatric Otolaryngology

428 East 72nd Street, Suite 100
New York, NY 10021
646-962-2224

Sean Parker Institute for the Voice

240 East 59th Street, 2nd floor
New York, NY 10022
646-962-7464

Facial & Reconstructive Surgery


59 South Greeley Avenue, Suite 4
Chappaqua, NY 10514
646-962-2285

Hearing & Speech Center

Upper East Side
Upper West Side
Lower Manhattan
Pediatric Otolaryngology
646-962-2231

<http://cornellent.org>

David H. Koch Ambulatory Surgery Center >
1283 York Avenue



Advancing Head and Neck Surgery by Tailoring Care to Each Patient

As a team, we are proud to offer excellent, evidence-based care to our patients,” Dr. Victoria Banuchi, Assistant Professor of Otolaryngology, explains. “In addition, we are dedicated to adopting the latest techniques and approaches and use them when appropriate with the goal of improved outcomes and decreased morbidity.”

This year, the Head and Neck surgeons have adopted and expanded several new therapies and techniques, some of which are included here.

Notable new techniques

Brachytherapy: “We are now using brachytherapy more and more,” says Dr. David Kutler, Associate Professor of Otolaryngology. “It’s another way we can tailor care to the individual, especially for those that cannot tolerate radiation or in patients who have already had external beam radiation therapy.”

Transoral endoscopic thyroidectomy vestibular approach: This year, Dr. Banuchi performed a transoral endoscopic hemithyroidectomy through a vestibular approach to treat a four-centimeter thyroid nodule causing compressive symptoms, becoming the third head and neck surgeon in the country to have performed this scarless approach. “It went great,” she asserts. “It really works; the visualization is remarkable and the patient was thrilled. I am going to do more of these procedures in the near future.”

“This scarless thyroid surgery is incredibly new,” explains Dr. Kutler. “We’re proud to be one of the few centers offering this technique in the country.”

Lymphoscintigraphy: Dr. William Kuhel, Professor of Otolaryngology, has been using lymphoscintigraphy more often to evaluate for possible metastatic disease in the neck over the past year. “We have been doing this for five years now,” explains Dr. Kuhel, “and increasingly over the past year. It can play a pivotal role in early-stage oral cancer evaluation for either biopsy or dissection.”

Robotics: Dr. Andrew Tassler, Assistant Professor of Otolaryngology, asserts that Weill Cornell Medicine is at the forefront of robotics for primary surgical treatment of head and neck cancer. He is leading a clinical trial for treatment HPV-related tumors with less aggressive radiation and robotic surgery.

In addition to advancing new techniques, the team is expanding multidisciplinary ties and ancillary resources to better serve cancer patients. The team’s notable research pursuits include robotic surgery for HPV tumor treatment (Dr. Tassler), parathyroid preservation (Drs. Kuhel and Kutler), the relationship between Fanconi anemia and head and neck cancers (Dr. Kutler), and the evaluation of the genetic changes involved in oral carcinogenesis (Dr. Kutler).

New Focuses for Otolaryngology and Neurotology

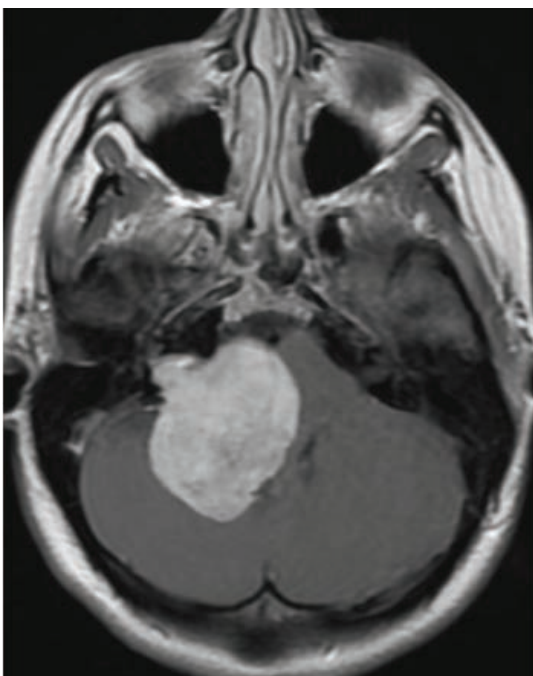
Expanding and refining individualized care

Cochlear Implant Center growth

The Cochlear Implant Center is led by Dr. George Alexiades, Associate Professor of Clinical Otolaryngology, who joined Weill Cornell Medicine three years ago. Under Dr. Alexiades' leadership, the Center—an established leader in cochlear implantation—is now expanding its reach through three strategies: internal referrals, expanding unilateral implant offerings, and identifying children in the area with hearing needs at a younger age.

“We’re growing,” explains Dr. Alexiades. “We now have four surgeons and five audiologists. I’m very happy that we’re still maintaining our ‘boutique’ feel as we grow the staff and number of patients.”

The Center continues a history of success with challenging cases. This year, the team saw an infant without a cochlear nerve on the right ear and a small or absent nerve on the left. They placed a cochlear implant in the left ear and he is now responding well to environmental sounds. “Even in very challenging situations,” Dr. Alexiades says, “cochlear implants can provide benefit.”



Investigating the long-term effects of skull base surgery

Dr. Samuel Selesnick, Department Vice Chairman, Professor of Otolaryngology, and Professor of Otolaryngology in Neurological Surgery, specializes in the care of patients with ear and skull base diseases. Acoustic neuromas, also known as vestibular schwannomas, are the most common skull base tumor of the temporal bones.

According to Dr. Selesnick, “Years ago everyone who had an acoustic neuroma, regardless of the size and associated symptoms, were advised to undergo surgery. That is certainly no longer the case. There is a real focus on quality of life.”

Depending on seven different parameters, a patient may be advised to adopt a “wait and see” approach, radiosurgery, or skull base microsurgery. “These decisions are based on a number of important factors and must be tailored to each individual,” he explains. At present, Dr. Selesnick’s research team is focused on questions pertaining to the long-term function and tumor recurrence following a variety of surgical treatments, including near-total resections.

When it comes to surgical treatment for acoustic neuroma, Dr. Selesnick says, “The central question used to be: ‘What can we do to help this patient?’ Now the question is: ‘What should we do to better the patient’s quality of life?’”

By focusing on how our specialties can individualize technical and surgical capabilities—as well as collecting and analyzing long-term outcomes—our team is promoting an unprecedented level of personalized care.

Innovating Audiological Care with Telemedicine

Creating and expanding a new program for audiology patients

Audiology specialists at Weill Cornell Medicine—including Dr. Joseph Montano, Professor of Audiology in Clinical Otolaryngology—are spearheading a unique program to provide remote support for hearing aids and amplification devices that will make audiology services more accessible to individuals with hearing loss.

Drawing on the successes of Weill Cornell Medicine/NewYork-Presbyterian Hospital's Emergency Department's telemedicine program, Dr. Montano has been working with industry innovators to modify and program hearing aids and amplification devices through telecommunication applications.

Comprehensive, remote evaluations

Dr. Montano and the Department are already seeing many benefits of telemedicine in their program. A telemedicine visit offers convenient access for patients and more clinical time for health providers, which increases patient satisfaction. Currently, through WCM OnDemand Second Opinion—an online second opinion service, patients can request and receive expert advice from our ENT physicians.

There are other benefits, however, that are unique to audiology.

The visual conference session allows face-to-face communication, so patients receive visual and audio cues simultaneously. Also, long-distance support for patients with hearing aids can be provided when they are located in an environment that is troublesome to them. It also reduces travel time and related stress for patients—many of whom have mobility issues.



Our goal is to expand teleaudiology and to monitor electrodes during cochlear implant surgery.



Dr. Joseph Montano
Professor of Audiology
in Clinical Otolaryngology

Dr. Montano explains, “via live programming, patients can contact us, and we can program the hearing aids when they are in that specific location.” For example, audiologists can troubleshoot problems for children in school—during the school day. The program could play an essential role for children with hearing loss.

Forging a new offering in audiological care

“Our goal is to expand teleaudiology and to monitor electrodes during cochlear implant surgery,” continues Dr. Montano. “Those with cochlear implants can receive their follow-up consultations remotely. In addition, we hope to use it for remote speech and voice therapy.”

“I’d rather be a trend shaper than a follower,” says Dr. Montano, recognizing that this initiative comes with many challenges. “Distance support of hearing aids is relatively new, and our teleaudiology program puts the Department at the forefront of remote audiological care.”

Maturing Academic Laryngology

Improving patient care through ongoing research

The Sean Parker Institute for the Voice was designed to deliver top-notch patient care and education about voice, airway, and swallowing disorders, and at the same time clarify and demystify the basis of such care. The Institute moved into its new home in November 2016, which allows for physicians and staff to work cohesively in support of each patient.

The Institute treats all types of laryngological conditions, including swallowing and breathing disorders, and cancer-related issues. “By bringing together everyone under the same roof—voice pathologists and laryngologists—we can streamline clinical care. And as we take care of patients, we challenge each other to think more critically about what we do,” explains Dr. Lucian Sulica, the Sean Parker Professor of Otolaryngology and one of the country’s senior fellowship-trained laryngologists. “Because all we do is laryngology, we can have an ongoing, critical evaluation of how we handle cases which results in continuous improvements in patient care. We now also have the ability to standardize protocols for investigation and research.”

Commitment to clinical research

Notable current initiatives include comparing outcomes of in-office procedures with those done under general anesthesia, examining means of improving cough strength to manage aspiration, evaluating risks of steroid treatment for acute hoarseness in performers, and assessing outcomes of microsurgery for sulcus vocalis, a type of vocal fold injury.

These investigations, like many preceding ones, are not abstract. They all serve to inform clinical decision making, and prevent patients from making choices driven by fear or misinformation. The overall goal, says Dr. Sulica, is to make laryngological care everywhere more

“sane and evidence based.” He emphasizes that patients appreciate clear, data-driven information and recommendations when weighing treatment options. For example, vocal fold hemorrhage has a reputation among performers as a grave threat to their voice. “In evaluating our own outcomes, we have learned that this is simply not the case,” Dr. Sulica explains. “Our past work indicates that the risk of long-term voice damage is very low.”

Emphasis on subspecialization and training

As the Institute has expanded, subspecialized laryngologists have been brought onto the team to complement Dr. Sulica’s expertise in the care of the performing voice and neurologic diseases of the larynx. Dr. Babak Sadoughi, Assistant Professor of Otolaryngology, has extensive experience in conservation laryngeal surgery, including reconstruction and rehabilitation after treatment for laryngeal cancer, and Dr. Anaïs Rameau, Assistant Professor of Otolaryngology, specializes in dysphagia and swallowing disorders.

“I am pleased,” says Dr. Sulica, “that laryngology has matured to this point that we have multiple areas of expertise. I know that the Institute and our patients benefit from having a brain dedicated to each and every one of these disorders.”

To complement its patient care mission, the Institute is also preparing to matriculate its first class of fellows in laryngology, including the first Sean Parker Fellow in Laryngology, Dr. Keith Chadwick. Dr. Chadwick will follow a two year course of study, which is unique in the field, and combines clinical training with a Master’s degree in Clinical & Translational Research. “We are creating investigative expertise for the next generation,” enthuses Dr. Sulica.

Raising Standards with Targeted Pediatric Programs

Recent years filled with achievements and new initiatives

Endoscopic repair of a Type-3b Laryngeal Cleft

Dr. Vikash Modi, Chief of Pediatric Otolaryngology and Associate Professor of Otolaryngology, and Dr. Alison Maresh, Assistant Professor of Otolaryngology, endoscopically repaired a Type-3b posterior laryngeal cleft on a three-month-old infant. It was the first surgery of its kind to be done endoscopically in the region. Now two years old, the patient is meeting all of her developmental milestones. She has an excellent voice and is taking a full diet entirely by mouth.

The four-hour surgery was done entirely under spontaneous ventilation. It involved trimming of redundant tissue at the laryngeal cleft edges followed by endoscopic placement of 10 interrupted sutures. “The outcome doesn’t get much better than this,” asserts Dr. Modi. “With fine microlaryngoscopy instrumentation and working closely with excellent pediatric anesthesiologists, we are able to endoscopically treat complex airway pathology. Our multidisciplinary care team ensured she had the post-operative care she needed to fully recover. She is now singing her ABC’s and chasing her older brother around. No one would know that she ever had an issue.”

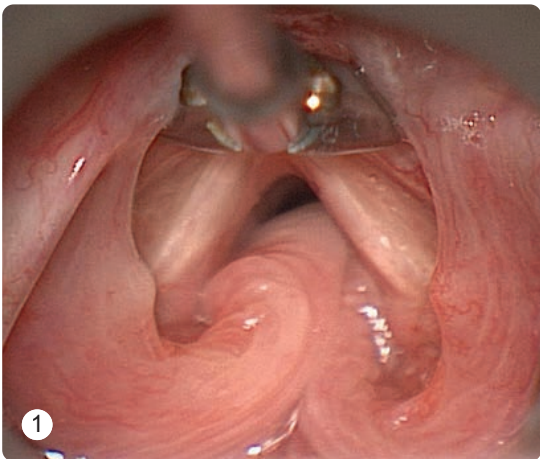


Figure 1: Initial view with laryngeal spreader in place demonstrating prolapse of the laryngeal cleft edges into the airway

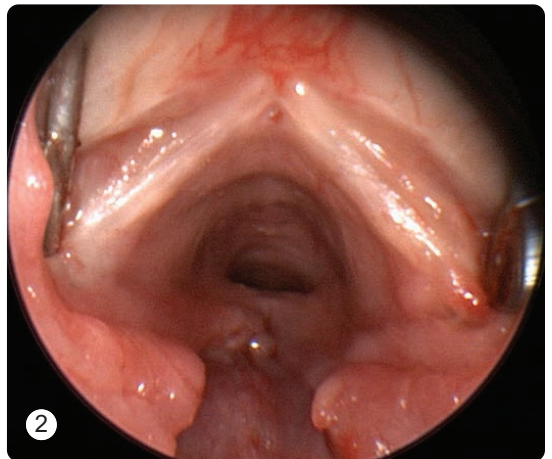


Figure 2: View after redundant laryngeal cleft edges have been trimmed

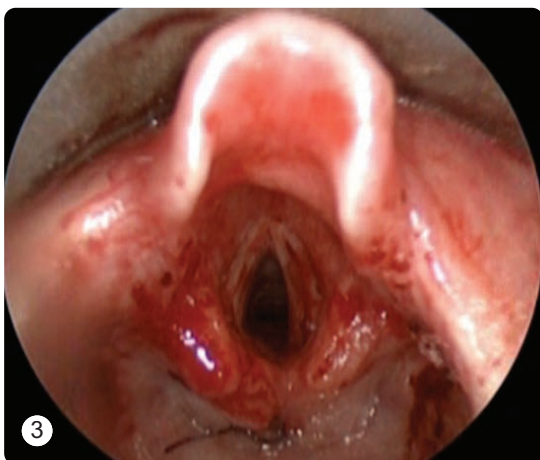


Figure 3: Immediate postoperative view after sutures have been placed and aryepiglottic folds have been divided

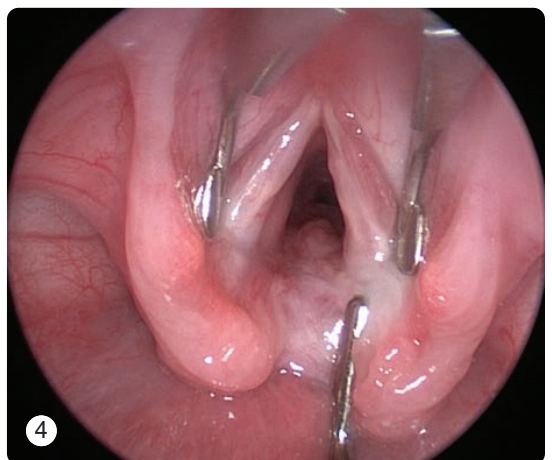


Figure 4: Three month postoperative view demonstrating a well healed laryngeal cleft repair

Formalized tracheostomy care for parents and families

Under the guidance of Dr. Alison Maresh, the Pediatric ENT Division has standardized the process for training parents and families to care for their infants and children with a tracheostomy who require advanced care at home. The program helps parents and families feel more comfortable and knowledgeable about home care, reduces the transition time to home, and increases the possibility of long-term independence.

“We have one of the only formal, standardized programs for this education in New York,” says Dr. Maresh. “We educate families about tracheostomies and instruct them on care techniques during practice sessions with mannequins so they feel more comfortable with their child’s medical needs. We then pair them with another family with a child with a similar

condition so that they have additional, long-term support.”

Comprehensive Vascular Anomalies Center

The Division of Pediatric Otolaryngology grew this year with the addition of Dr. Steven D. Rosenblatt, Assistant Professor of Otolaryngology. Dr. Rosenblatt helped create a new comprehensive vascular anomalies team which provides multidisciplinary, cutting-edge treatment for children.

“Caring for children with vascular anomalies of the head and neck requires a multidisciplinary, coordinated approach,” explains Dr. Rosenblatt. “By creating this team, we can streamline patient care and provide comprehensive and innovative treatment in the best way possible; we can provide a team approach right away.”



Center for the Performing Artist Reaching More New Yorkers

Forging a new specialty: Performing Arts Medicine

The Center for the Performing Artist has established itself as invaluable for performing artists in New York City, serving well over 1,000 unique patients—including vocalists, musicians, and dancers—since 2008. Patients range from professionals at the Metropolitan Opera to first-year students at partner schools, such as Juilliard, Manhattan School of Music, and Marymount Manhattan College.

Physicians come to the Center with a passion for the arts and an interest in the particular medical needs of performing artists. Nancy Amigron, Program Manager at the Center, calls this focus “Performing Arts Medicine.”

Nancy explains, “The Center is administratively based in the Otolaryngology Department and, of course, refers many patients for specific Otolaryngology issues. However, the Center also refers to specialists across Weill Cornell Medicine/NewYork-Presbyterian Medical Center and for the spectrum of performing artist issues.”

Decatastrophizing voice conditions with research

Dr. Lucian Sulica, Sean Parker Professor of Laryngology and Director of the Sean Parker Institute for the Voice, uses the data in presentations to the performing arts community in an attempt to decatastrophize vocal injuries. He encourages patients to reject stigmas and take stock of the facts indicating that an injury does not have to be the end of one’s career.

He envisions Performing Arts Medicine becoming more like Sports Medicine, where patients understand there are options to treat injuries successfully. Continued data collection, research, and education of target audiences are key to achieving this goal.



This year, Dr. Lucian Sulica’s outreach incorporated World Voice Day, offering free stroboscopy tests and vocal screenings for performers at The Sean Parker Institute of the Voice. The Center of the Performing Artist has also arranged for other screenings such as hearing screenings, allergy screenings and oral cancer screenings, to serve both the performing artist and the general community.

Treating and teaching more than ever before

Over the past year, the Center has expanded its outreach to more dancers and performance groups throughout the city. Dr. Joseph Montano, Professor of Audiology in Clinical Otolaryngology, is also expanding outreach to spread awareness about hearing loss to not only musicians and performers, but also those who work at music venues and to those who attend.

“We are currently working to spread the word, hoping to advocate that venues make hearing protection available to all employees and to those attending the concerts or shows,” explains Dr. Montano.

Certainly, the Center’s many achievements are fueled by equal parts clinical expertise and passion.

National Leadership Update

Physicians at the Weill Cornell Medicine Department of Otolaryngology are national leaders in the field. Many are selected for prestigious positions, where they help set standards for clinical care, research, and education.

Michael G. Stewart, MD, MPH, completed his term as President of the American Board of Otolaryngology and will serve the next year as immediate past president. He was a Director of the Board for several years beforehand. He also serves on the Otolaryngology Residency Review Committee for the ACGME.

Samuel Selesnick, MD, is a Past President of the American Otological Society and a Past President of the American Neurotology Society. He is also a past member of the Board of Directors of the American Academy of Otolaryngology – Head and Neck Surgery and received the Honor Award from the Academy.

Joseph Montano, EdD, completed his term as Vice President for Standards and Ethics in Audiology at the end of 2017. Currently, he is on the Advisory Boards for the Hearing Rehabilitation Foundation, Hearing Education and Awareness for Rockers, and the Acoustic Neuroma Society.

Joseph Montano, EdD; George Alexiades, MD; and Michelle Kraskin, AuD, were inducted to the Children’s Hearing Institute Medical Advisory Board in May 2018.

Lucian Sulica, MD, is the Secretary of the American Laryngological Association. He has served as a member of the Council since 2014. He will be co-chair of the 2018 Fall Voice Meeting in Seattle, Washington.

Anais Rameau, MD, won a highly competitive Triological Society Career Development Award grant for her project “Changes in Cough Strength After Injection Laryngoplasty in Patients with Unilateral Vocal Fold Paralysis.” In this study, Dr. Rameau aims to delineate the indications for injection laryngoplasty in patients with aspiration risk and weakened cough secondary to laryngeal insufficiency, to decrease aspiration events in this patient population.

Endowed Professorships



William K Kuhel, M.D.

*Richard W. Zirinsky Jr., Professor of Head and Neck Surgery
Department of Otolaryngology – Head and Neck Surgery*

Dr. William Kuhel is the first holder of the Richard W. Zirinsky, Jr. Professorship of Head and Neck Surgery. His contributions to medical science and his commitment to the Weill Cornell Medicine core values make him the ideal recipient of this Professorship. The funds from this endowment will help the Department of Otolaryngology – Head and Neck Surgery in perpetuity to advance the care of patients who suffer from head and neck cancer.

Dr. Kuhel has served as Chief of Head and Neck Surgery in the Department for more than 15 years, during which time the group has grown – both in size and in scope. Under his leadership there have been significant advancements in endocrine surgery, clinical and translational research, and new technologies such as minimally invasive surgery, and transoral robotic surgery.



Lucian Sulica, M.D.

Sean Parker Professor of Laryngology

Director of the Sean Parker Institute for the Voice

Dr. Lucian Sulica is a leading clinician, researcher and educator in laryngology and voice disorders. He has a special interest in medical and microsurgical treatment of injuries of the vocal cord (or fold) from voice use, particularly in performers, and in neurologic voice disorders, including vocal fold paralysis and paresis.

Dr. Sulica joined the Department in 2006, growing the laryngology service to three physicians, four voice therapists and a fellowship program. In 2013, he became the inaugural Director of the Sean Parker Institute for the Voice, which has developed into a thriving center for patient care that supports research and learning related to understanding the mechanisms of the human voice alongside of its clinical mission.

Dr. Sulica's research and clinical investigations have been devoted to establishing clear, evidence-driven principles for the treatment of voice conditions. In all, Dr. Sulica has authored more than 80 journal articles and 30 book chapters. His textbook, *Vocal Fold Paralysis* remains a definitive text in this discipline. An outstanding clinician and expert surgeon, Dr. Sulica also excels in conveying knowledge to patients, colleagues, and trainees at all levels.

Dr. Sulica's contributions to the field of laryngology and voice disorders, along with his commitment to the Weill Cornell Medicine core values make him the ideal recipient of the Sean Parker Professorship of Laryngology.

Parker Institute Laryngologist Anaïs Rameau's Project wins First Prize in Health Innovation Hackathon

The **2nd Annual Health Innovation Hackathon** concluded on Friday, June 1st, when selected teams presented their findings to a panel of judges at the Final Showcase.

The Health Innovation Hackathon is a sprint-like event where interdisciplinary teams come together to create solutions to benefit health. This year, nine challenge proposals were chosen for the Hackathon, one of which was from Institute laryngologist Anaïs Rameau, MD, MPhil. Dr. Rameau's challenge was to design an EMG-based wearable device for silent communication using cellphones for patients with no larynx (or voice box). Her team, MyophonX, worked on the challenge utilizing new and emerging technology offered by the Clinical Science & Translational Center at Weill Cornell Medicine.

Working with a gracious laryngectomy patient, the team was able to better understand the needs of the patient and develop a custom tailored device.

With innovative 3-D scanning of the patient's anatomy, the team created a 3-D printed mask for the patient. By applying machine learning to the face and neck muscles signals (EMG) they were able to use their new device to differentiate patient-specific silent speech.

MyophonX won the Grand Prize at this year's hackathon, providing them with grant funds to continue working on their project. The team will use their award funds to refine their product and make it available for patients.



Faculty Publications (selected)

Hinkamp D, Morton J, Krasnow DH, Wilmerding MV, Dawson WJ, **Stewart MG**, Sims HS, Reed JP, Duvall K, McCann M. Occupational Health and the Performing Arts: An Introduction. *J Occup Environ Med*. 2017 Sep;59(9):843-858.

Stewart MG. The State of The Laryngoscope: 2017. *Laryngoscope*. 2017 Jan;127(1):1.

Husain Q, Lin KF, **Selesnick SH**. Stapes prosthesis length and hearing outcomes. *Laryngoscope*. 2018 Mar;128(3):722-726.

Wotman M, **Levinger J**, Leung L, Kallush A, Mauer E, **Kacker A**. The Efficacy of Lavender Aromatherapy in Reducing Preoperative Anxiety in Ambulatory Surgery Patients Undergoing Procedures in General Otolaryngology. *Laryngoscope Investig Otolaryngol*. 2017 Nov 8;2(6):437-441.

Chen N, Soneru C, **Kacker A**. Does a single dose of pregabalin help with postoperative pain after septoplasty? *Laryngoscope*. 2017 Oct 8.

Kallush A, **Kacker A**. Is acupuncture an effective complementary tool within otolaryngological perioperative care? *Laryngoscope*. 2018 Mar;128(3):543-544.

Omay SB, Chen YN, Almeida JP, Ruiz-Treviño AS, Boockvar JA, Stieg PE, Greenfield JP, Souweidane MM, **Kacker A**, Pisapia DJ, Anand VK, Schwartz TH. Do craniopharyngioma molecular signatures correlate with clinical characteristics? *J Neurosurg*. 2017 Jul 14:1-6.

Chen N, **Kacker A**. Is middle ear pressure affected by continuous positive airway pressure use? *Laryngoscope*. 2017 Nov;127(11):2443-2445.

Van Tassel SH, Segal KL, Hsu NM, **Kacker A**, Lelli GJ Jr. Endoscopic dacryocystorhinostomy following radioactive iodine thyroid ablation. *Orbit*. 2017 Apr;36(2):59-63.

Wilson PJ, Omay SB, **Kacker A**, Anand VK, Schwartz TH. Endonasal endoscopic pituitary surgery in the elderly. *J Neurosurg*. 2018 Feb;128(2):429-436.

Michalowski A, **Kacker A**. Is sinus surgery indicated for recurrent acute rhinosinusitis? *Laryngoscope*. 2017 Jun;127(6):1255-1256.

Joshi RR, **Maresh A**. Iatrogenic Cushing's syndrome and adrenal insufficiency in infants on intranasal dexamethasone drops for nasal obstruction - Case series and literature review. *Int J Pediatr Otorhinolaryngol*. 2018 Feb;105:123-126.

Peng T, **Modi VK**, **Pearlman AN**. Recalcitrant chronic rhinosinusitis in the setting of fucosidosis, a rare lysosomal storage disorder. *Int J Pediatr Otorhinolaryngol*. 2017 Dec;103:5-9.

Husain Q, Cho J, Neugarten J, **Modi VK**. Surgery of the head and neck in patient with Kniest dysplasia: Is wound healing an issue? *Int J Pediatr Otorhinolaryngol*. 2017 Feb;93:97-99.

Gold M, Boyack I, Caputo N, **Pearlman A**. Imaging prevalence of nasal septal perforation in an urban population. *Clin Imaging*. 2017 May - Jun;43:80-82.

Rameau A, Eng S, Vu J, Saket R, Jun P, Friduss M. Four-dimensional computed tomography scan utility in parathyroidectomy for primary hyperparathyroidism with low baseline intact parathyroid hormone. *Laryngoscope*. 2017 Jun;127(6):1476-1482.

Schwanke T, Carragee E, Bremberg M, **Reisacher WR**. Quality-of-life outcomes in patients who underwent subcutaneous immunotherapy and sublingual immunotherapy in a real-world clinical setting. *Am J Rhinol Allergy*. 2017 Sep 1;31(5):310-316.

Reisacher WR, Davison W. Immunotherapy for food allergy. *Curr Opin Otolaryngol Head Neck Surg*. 2017 Jun;25(3):235-241.

Rosenblatt SD, Wolter NE, Siegele B, Brodsky JR. Primary parotid lymphoma presenting as a recurrent cystic mass: A case report. *Laryngoscope*. 2018 Apr;128(4):998-1001.

Rosenblatt, SD, Wolter, NE, Grunat, MS, Schlosser, K, Scott, K, Wolbrink, TA. Tracheostomy Primer. 10/2017. Online video. OPENPediatrics. <https://www.openpediatrics.org/assets/video/tracheostomy-primer>.

Rosenblatt, SD, Wolter, NE, Grunat, MS, Schlosser, K, Scott, K, Wolbrink, TA. Tracheostomy Troubleshooting. 2/2018. Online video. OPENPediatrics. <https://www.openpediatrics.org/assets/video/tracheostomy-troubleshooting>.

Kim M, **Sadoughi B**. The Voice of Autoimmunity: Antisynthetase Syndrome Manifesting as Vocal Fold Bamboo Nodes. *Ann Otol Rhinol Laryngol*. 2018 Feb;127(2):128-130.

Estes C, **Sadoughi B**, Coleman R, Sarva H, Mauer E, **Sulica L**. A prospective crossover trial of botulinum toxin chemodenervation versus injection augmentation for essential voice tremor. *Laryngoscope*. 2018 Feb;128(2):437-446.

Husain S, **Sadoughi B**, Mor N, Levin AM, **Sulica L**. Time course of recovery of idiopathic vocal fold paralysis. *Laryngoscope*. 2018 Jan;128(1):148-152.

Estes C, **Sadoughi B**, Mauer E, Christos P, **Sulica L**. Laryngoscopic and stroboscopic signs in the diagnosis of vocal fold paresis. *Laryngoscope*. 2017 Sep;127(9):2100-2105.

Schenck TL, Koban KC, Schlattau A, Frank K, **Sclafani AP**, Giunta RE, Roth MZ, Gaggl A, Gotkin RH, Cotofana S. Updated anatomy of the buccal space and its implications for plastic, reconstructive and aesthetic procedures. *J Plast Reconstr Aesthet Surg*. 2018 Feb;71(2):162-170.

Sclafani AP, Victor W, Sclafani MS. Geometric Modeling of the Nasal Valve. *Facial Plast Surg*. 2017 Aug;33(4):444-450.

Quatrano NA, Stevenson ML, **Sclafani AP**, Carucci J. V-Y Advancement Flap for Defects of the Lid-Cheek Junction. *Facial Plast Surg*. 2017 Jun;33(3):329-333.

Keesecker S, Saab J, Magro CM, Dokania V, **Sclafani AP**. Cutaneous Lymphadenoma: A Trichoblastoma with Regressive Inflammatory Changes. *Facial Plast Surg*. 2017 Feb;33(1):109-111.

Larrabee YC, Phillips DJ, **Sclafani AP**. Trends in Nasal Subunit Reconstruction by Facial Plastic and Reconstructive Surgeons. *Facial Plast Surg*. 2017 Feb;33(1):17-19.

Patel AS, **Sulica L**, Frucht SJ. Velopharyngeal Dystonia: An Unusual Focal Task-specific Dystonia? Tremor Other Hyperkinet Mov (NY). 2017 Jul 11;7:365.

Silva Merea V, Husain S, **Sulica L**. Medialization Laryngoplasty After Injection Augmentation. *J Voice*. 2018 Mar;32(2):249-255. doi: 10.1016/j.jvoice.2017.05.007. Epub 2017 Jul 3. PMID: 28684252

Kerwin LJ, Estes C, Oromendia C, Christos P, **Sulica L**. Long-term consequences of vocal fold hemorrhage. *Laryngoscope*. 2017 Apr;127(4):900-906.

Faculty Publications (selected)

Renk E, **Sulica L**, Grossman C, Georges J, Murry T. VHI-10 and SVHI-10 Differences in Singers' Self-perception of Dysphonia Severity. *J Voice*. 2017 May;31(3):383.e1-383.e4.

Steffen A, Kilic A, König IR, **Suurna MV**, Hofauer B, Heiser C. Tongue motion variability with changes of upper airway stimulation electrode configuration and effects on treatment outcomes. *Laryngoscope*. 2017 Dec 27. ePub before Print. PMID:29280488

Ramaswamy AT, Li C, **Suurna MV**. A case of hypoglossal nerve stimulator-resistant obstructive sleep apnea cured with the addition of a chin strap. *Laryngoscope*. 2017 Dec 7. ePub before Print. PMID: 29214634

Tabaee A, McCoul ED. Refractory Chronic Rhinosinusitis. *Otolaryngol Clin North Am*. 2017 Feb;50(1):xvii-xviii.

McCoul ED, **Tabaee A**. A Practical Approach to Refractory Chronic Rhinosinusitis. *Otolaryngol Clin North Am*. 2017 Feb;50(1):183-198.

Min IM, Shevlin E, Vedvyas Y, Zaman M, Wyrwas B, Scognamiglio T, Moore MD, Wang W, Park S, Park S, Panjwani S, Gray KD, **Tassler AB**, Zarnegar R, Fahey TJ 3rd, Jin MM. CAR T Therapy Targeting ICAM-1 Eliminates Advanced Human Thyroid Tumors. *Clin Cancer Res*. 2017 Dec 15;23(24):7569-7583.

Cho JK, Ow TJ, Lee AY, Smith RV, Schlecht NF, Schiff BA, **Tassler AB**, Lin J, Moadel RM, Valdivia A, Abraham T, Gulko E, Neimark M, Ustun B, Bello JA, Shifteh K. Preoperative 18F-FDG-PET/CT vs Contrast-Enhanced CT to Identify Regional Nodal Metastasis among Patients with Head and Neck Squamous Cell Carcinoma. *Otolaryngol Head Neck Surg*. 2017 Sep;157(3):439-447.

Siegel B, Ow TJ, Abraham SS, Loftus PA, **Tassler AB**, Smith RV, Schiff BA. How radiologic/clinicopathologic features relate to compressive symptoms in benign thyroid disease. *Laryngoscope*. 2017 Apr;127(4):993-997.

New Physician Appointments



Dr. Anaïs Rameau

Dr. Anaïs Rameau is a fellowship-trained Otolaryngologist – Head and Neck surgeon, with advanced expertise in the evaluation and treatment of swallowing disorders. These encompass esophageal stenosis, gastro-esophageal reflux, dysmotility, sequelae of head and neck and thoracic radiation, Zenker’s diverticulum and age-related dysphagia. She has specialized training in the management of chronic cough, treatment of benign diseases and malignant tumors of the larynx, voice restoration, and airway rehabilitation surgery. Prior to joining the Institute, Dr. Rameau completed residency training at Stanford University and a Fellowship at UC Davis Medical School. Dr. Rameau’s

clinical goals are to provide expert and compassionate care for patients with dysphagia both in the clinic and in the operating room, and to restore patients’ swallowing function via advanced diagnostics technology, including refined endoscopic and surgical treatments. In addition, Dr. Rameau is passionate about global health, and has maintained an active relationship with the Otolaryngology Department at the University of Zimbabwe in Harare. She also has particular interest in laryngopharyngeal reflux, sequelae of head and neck radiation, Zenker’s diverticulum, and chronic cough.



Dr. Steven D. Rosenblatt

Dr. Steven D. Rosenblatt serves as Assistant Professor of Otolaryngology here at Weill Cornell Medicine. Dr. Rosenblatt is Board Certified in Otolaryngology – Head and Neck Surgery and completed a fellowship in advanced pediatric otolaryngology at Boston Children’s Hospital/Harvard Medical School. He received his Bachelor’s Degree from the University of Rochester and his MD from SUNY Downstate College of Medicine. He then completed his residency in Otolaryngology – Head and Neck Surgery at The University of Rochester/Strong Memorial Hospital. Dr. Rosenblatt specializes in advanced pediatric otolaryngology, with clinical interests in complex

airway surgery, congenital and acquired lesions of the head and neck, sinus disease, and management of pediatric ear and hearing pathology. He has a particular interest in airway reconstruction, congenital and acquired head and neck masses, and endoscopic sinus surgery. In addition, he is a member of the cochlear implant team. Dr. Rosenblatt has also helped establish a multidisciplinary pediatric vascular anomalies center here at Weill Cornell Medicine.

Department Faculty



Michael G. Stewart, M.D.
*Professor and Chairman of Otolaryngology
Vice Dean of the Medical College
Professor of Healthcare Policy and
Research*
(646) 962-6673



Samuel H. Selesnick, M.D.
*Professor and Vice Chairman of
Otolaryngology
Professor of Otolaryngology in
Neurological Surgery*
(646) 962-3277



George Alexiades, M.D.
*Director, Cochlear Implant
Center
Associate Professor of
Clinical Otolaryngology*
(646) 962-2032



Victoria Banuchi, M.D.
*Assistant Professor of
Otolaryngology*
(646) 962-2363



Ashutosh Kacker, M.D.
*Professor of Clinical
Otolaryngology*
(646) 962-5097



William Kuhel, M.D.
*Director, Head & Neck Service
Professor of Clinical
Otolaryngology
Richard W. Zirinsky Jr.,
Professor of Head and Neck
Surgery*
(646) 962-6325



David I. Kutler, M.D.
*Associate Professor of
Otolaryngology*
(646) 962-4323



Joshua I. Levinger, M.D.
*Assistant Professor of Clinical
Otolaryngology*
(646) 962-4451



Alison M. Maresh, M.D.
*Assistant Professor of
 Otolaryngology*
*Anne Belcher, M.D. Assistant
 Professor of Otolaryngology*
 (646) 962-2225



Vikash K. Modi, M.D.
Chief, Pediatric Otolaryngology
*Associate Professor of
 Otolaryngology*
*Associate Professor of
 Otolaryngology in Pediatrics*
 (646) 962-3017



Joseph J. Montano, Ed.D.
*Chief, Audiology & Speech
 Language Pathology*
*Professor of Audiology in
 Clinical Otolaryngology*
 (646) 962-2231



Aaron N. Pearlman, M.D.
*Associate Professor of
 Clinical Otolaryngology*
 (646) 962-3169



Mukesh Prasad, M.D.
*Associate Professor of
 Clinical Otolaryngology*
 (646) 962-2216



Anaïs Rameau, M.D.
*Assistant Professor of
 Otolaryngology*
 (646) 962-7464



William R. Reisacher, M.D.
*Associate Professor of
 Otolaryngology*
 (646) 962-2093



Steven D. Rosenblatt, M.D.
*Assistant Professor of
 Otolaryngology*
 (646) 962-2224



Rita Roue, M.D.
*Chief of Service, Lincoln
 Hospital*
*Assistant Professor of
 Clinical Otolaryngology*
 (718) 579-4900

Department Faculty



Babak Sadoughi, M.D.
*Assistant Professor of
Otolaryngology*
*James A. Moore Clinical
Scholar in Otolaryngology*
(646) 962-7464



Anthony P. Sclafani, M.D.
*Director, Facial Plastic
Surgery*
Professor of Otolaryngology
(646) 962-2285



Lucian Sulica, M.D.
*Director, Sean Parker Institute
for the Voice*
Professor of Otolaryngology
*Sean Parker Professor of
Laryngology*
(646) 962-7464



Maria V. Suurna, M.D.
*Assistant Professor of
Otolaryngology*
(646) 962-9135



Abtin Tabaei, M.D.
*Associate Professor of
Otolaryngology*
(646) 962-2221



Andrew Tassler, M.D.
*Assistant Professor of
Otolaryngology*
(646) 962-2286



Andrea S. Wang, M.D.
*Assistant Professor of
Otolaryngology*
(646) 962-9136



Michelle Kraskin, AuD
Clinical Instructor Audiology
(646) 962-2231

New Fellowship Programs

The Department expands further with the addition of three new fellowship programs; two are joint fellowships in collaboration with Columbia University's Department of Otolaryngology – Head & Neck Surgery, with the support of NewYork-Presbyterian Hospital.

NeuroRhinology and Advanced Sinus Surgery

Weill Cornell and Columbia have created a new Fellowship Program in NeuroRhinology and Advanced Sinus Surgery. Fellows work with Fellowship-trained subspecialty faculty at both Departments, benefitting from working with highly diverse patient populations and diseases presenting at both locations. "Our Fellows," explains Dr. Michael Stewart, Professor and Chairman of the Department of Otolaryngology – Head & Neck Surgery, "will be able to take advantage of the absolute best at both institutions. In addition to learning techniques from a variety of teachers, they can focus or customize their training on skull base surgery, advanced sinus surgery, or other aspects of advanced rhinology – given the breadth of clinical material available."

Laryngology

There are two new Laryngology Fellowship Positions. One is a joint Laryngology Fellowship with Columbia University's Otolaryngology Department, which is one year in duration. Fellows will learn from four Fellowship trained Laryngologists with different practice focus and expertise, and they will take advantage of the large volume of cases seen at both institutions.

The other new fellowship is offered by the Sean Parker Institute for the Voice at Weill Cornell Medicine, and it will be a two-year fellowship with research training that incorporates a strong focus on clinical and translational research. "Clinical work is performed half-time throughout the two years," explains Dr. Lucian Sulica, Sean Parker Professor of Laryngology and the Director of the Sean Parker Institute for the Voice. "The other time is spent earning a master's degree in clinical and translational research, including the research required for the thesis." As for all the fellowship programs at the Department, the long-term goals are to improve the academic output through research and to produce a cadre of individuals that will increase the rigor of the field. Dr. Sulica explains, "It will be deeply satisfying to me if we can produce a group of clinicians who are also committed to investigation."

Residency Update

Combining the resources of Weill Cornell Medical College and Columbia University College of Physicians and Surgeons, the joint Otolaryngology – Head and Neck Surgery Residency Training Program provides outstanding opportunities in clinical care, research, and academic medicine.


2016 - 2017 Weill Cornell OTO Graduates



David Phillips



Valeria Silva Merea



Elazar Sofer



Oscar Trujillo

2017 - 2018 Weill Cornell OTO Interns




Amit Arunkumar



Sei Yeon Chung



Daniel Spielman



Joshua Sturm

Our New Residency Alumni Association

The Departments of Otolaryngology – Head & Neck Surgery at Weill Cornell and Columbia worked together to create a new Residency Alumni Association in 2017, which includes graduates of all Otolaryngology residency programs that are or were associated with Weill Cornell Medical College, Columbia University, and Manhattan Eye, Ear, and Throat Hospital.

Our Residency Alumni Association hosts an annual dinner during the yearly, two-day comprehensive otolaryngology update course held in New York City. During this dinner, alumni and faculty, as well as current residents and fellows, are able to connect and network, forming and re-establishing lasting and valuable professional relationships that span generations.

The Distinguished Alumnus Award

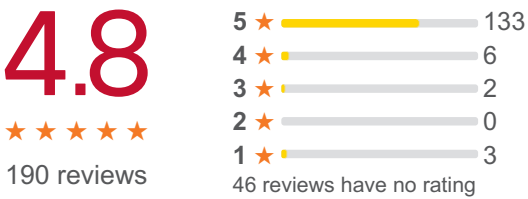
Last year we were pleased to award the First Distinguished Alumnus Award to **Dr. Soly Baredes**, who is currently Professor and Chair of Otolaryngology – Head and Neck Surgery at Rutgers – New Jersey Medical School, and who is a longstanding leader in academic medicine. Dr. Baredes graduated in 1980 from what was the Columbia-Presbyterian residency program at the time.

We look forward to our Residency Alumni Association's future growth and continued success, and we invite our alumni to join us at upcoming events!

What Our Patients are saying about us

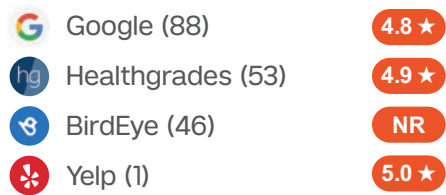
Our Physician Organization has made a decision to partner with an external vendor to review our online reputation and to get immediate patient reviews and feedback after an appointment with a Weill Cornell Medicine provider (physician, audiologist or speech language pathologist). The Department of Otolaryngology - Head and Neck Surgery was chosen as a pilot Department for implementation. For the text program project, patients receive a text message or email after leaving our office with a link where they leave their immediate feedback about our practice. The information below reflects how our department has scored on both of these institution-wide initiatives:

Review summary for selected time period



Top review sources for selected time period

Encourage customers to review you on Google.



Online Reputation Highlights (April to June 2018)

- 4.8+ review rating and 185+ per month review volume across the rolling three months

Text Program Highlights

- To date, we received 1,750 reviews with 4 or 5 star ratings which is 76% of total reviews.



Weill Cornell Medical College, Cornell University's medical school located in New York City, is committed to excellence in research, teaching, patient care, and the advancement of the art and science of medicine, locally nationally, and globally. Physicians and scientists of Weill Cornell Medical College are engaged in cutting-edge research from bench to bedside, aimed at unlocking mysteries of the human body in health and sickness and toward developing new treatments and prevention strategies. In its commitment to global health and education, Weill Cornell has a strong presence in places such as Qatar, Tanzania, Haiti, Brazil, Austria, and Turkey. Through the historic Weill Cornell Medical College in Qatar, the Medical College is the first in the U.S. to offer its MD degree overseas. Weill Cornell is the birthplace of many medical advances — including the development of the Pap test for cervical cancer, the synthesis of penicillin, the first successful embryo-biopsy pregnancy and birth in the U.S., the first clinical trial of gene therapy for Parkinson's disease, and, most recently, the world's first successful use of deep brain stimulation to treat a minimally conscious, brain-injured patient. Weill Cornell Medical College is affiliated with NewYork-Presbyterian Hospital, where its faculty provides comprehensive patient care at NewYork-Presbyterian/Weill Cornell Medical Center. The Medical College is also affiliated with The Methodist Hospital in Houston, Texas.

For more information, visit weill.cornell.edu.

Department of Otolaryngology –
Head and Neck Surgery
Weill Cornell Medical College
Weill Greenberg Center
1305 York Avenue, 5th Floor
New York, NY 10021



Weill Cornell Medicine
Otolaryngology
Head & Neck Surgery

NewYork-Presbyterian
Weill Cornell Medical Center